

Technical specifications		Partner (6-Tyre)	
		17 ft	
<b>Weight (kbb)</b>			
Gross Vehicle Weight (kg)		7490	
Rated Payload (kg)		4640	
<b>Load Body Dimensions (mm)</b>			
Length (mm)		5261	
Width (mm)	Z	2200	
Height (mm)	Z	1846	
<b>Power Train</b>			
Engine Type		ZD30 Diesel Engine with DDTi (Double Overhead Camshaft, Common Rail, Direct Injection, Turbo Intercooled)	
Displacement		2953 cc	
Maximum power (kW) @rpm		103 kW (140 hp) @ 2750 rpm	
Maximum Torque (Nm) @rpm		360 Nm @1350-2750 rpm	
Clutch		Diaphragm Push Type, Single Dry Plate Hydraulic Actuated (310 mm Dia)	
Transmission		Fully synchronized 5 speed Manual Gearbox	
Fuel Tank Capacity		90 L	
Emission Standard		BS VI (OBD 2)	
<b>Suspension &amp; Tyres</b>			
Front Suspension		Parabolic, overslung suspension with Double Acting Shock Absorbers	
No. of Leaf Springs (Front)		Front 5	
Rear Suspension		Semi-elliptic (main), overslung suspension with Double Acting Shock Absorbers	
No. of Leaf Springs (Rear)		9 main + 5 Helper	
No. of Tyres		Front 2, Rear 4, Spare 1	
Tyre Size		7.50 x 16, 16 PR	
Loading Platform Height (mm)	Z	1090	
Turning Circle Radius (TCR) (m)		6.525	
<b>Overall Dimensions (mm)</b>			
Wheel Base (mm)		3955	
Overall Length (mm)	Z	6950	
Overall Height (mm)	Z	2870	
<b>Electricals</b>			
Battery		1 x 75 AH AH	
Alternator		70 A (LS) / 90 A (LX)	
<b>Steering</b>			
Steering System		Power	
<b>Brakes</b>			
Service Brake		Air Brakes	
Parking Brake		Parking brake integrated with rear brakes	
<b>Performance</b>			
Gradeability		27%	


Features		Partner (6-Tyre)	
		LS	LX
Comfort & Convenience	Tiltable Power Steering	✗	✓
	Reclining & Sliding Driver Seats	✓	✓
	Digital Clock (On Instrument Cluster)	✓	✓
	Mobile Charging Point (12V)	✓	✓
	Lockable Glove Box	✓	✓
	Bottle Holder	✓	✓
Interiors	Lockable Battery Box	X	X
	AC with Heater Unit (HVAC)	X	✗
	Windshield Defogger	X	✗
	Dual Tone Dash Board	✓	✓
	Seat Material - Dual Tone	Vinyl	Fabric
	Moulded Roof & Door Trims	✓	✓
Safety	ELR Seat Belt (Driver and Co-Driver)	✓	✓
	Fog Lamp Provision	✓	✓
Technology	Pneumatic brakes	✓	✓
	Tiltable Cabin	✓	✓
	Cable Type Gear Shift	✓	✓
	Low Vacuum in Brake Booster Indicator	Not Applicable	Not Applicable
	Speed Limiting on ECU	✓	✓
	Provision for Power Take-off (Mechanical)	✓	✓

\*Terms and conditions apply. \*Disclaimer: Under standard test conditions. Accessories shown are not a part of the standard equipment. The illustrations, colours shown are indicative only and the actual may vary. Ashok Leyland reserves the right to change specifications/designs without prior permission and notice, without any liability in view of our policy of continuous improvement, May 2023. \*For ease of customer understanding. \*The Standard Warranty (Vehicle & Rear Axle) is 2 years or 100 000 km whichever is earlier & the warranty on Driveline (Engine & Gearbox) is 3 years or 300 000 km\* whichever is earlier.


### ZYAADA TECHNOLOGY

ADVANCED Selective Catalytic Reduction (SCR) Technology - Better Reduction of NOx, CO, HC & PM

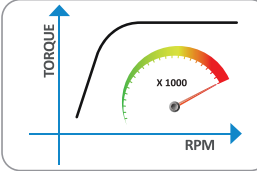
Greener and Cleaner Technology



### ZYAADA POWER & ZYAADA MILEAGE




- Proven Japanese technology
- Powerful and fuel-efficient, ensuring better return on investment
- 16 valves and DDTi: Double Overhead Camshaft, Direct Injection, Turbo Intercooled, which ensures superior performance
- Flat Torque ensures lesser gear shifts, fatigue free driving and better Fuel Efficiency




Flat Torque Available over Wide RPM


### ZYAADA DURABLE AGGREGATES



5 Speed Overdrive Synchro Gear Box




Heavy-Duty Axle




Front Parabolic Suspension and Rear Semi-elliptical Suspension


### ZYAADA COMFORT




4 Point Suspension – For better Driver Comfort




Tiltable Cabin in Any Gear – Ease of Serviceability




Tiltable Power Steering



New Modern Digital Cluster



Safe and Ergonomic Interiors




Factory Fitted AC

- Service at Site Van for 24 x 7 Emergency Assistance
- 575+ Touch Points Pan India
- Attractive and Hassle Free Annual Maintenance Packages Available
- Service Mandi : 40000 + Ashok Leyland Trained Mechanics

For further details, please contact:  
Toll-free: 1800 1022 666  
www.ashokleyland.com  
Or write to us at:  
Ashok Leyland Limited,  
6th Floor - LCV Marketing,  
No.1 Sardar Patel Road, Guindy,  
Chennai - 600 032.  
Tel: (044) 22206000

Authorised dealer



**BHARAT MOTORS**  
Tinsukia-Makum Bypass Loonpuria - 786183  
Contact - 7086181821



**ASHOK LEYLAND**  
Koi Manzil Door Nahin

# Your Reliable PROFIT PARTNER in Progress

## Presenting PARTNER BS6 with Superior Fuel Efficiency & Load Carrying Ability.



Powered by Globally Proven Japanese

**ZD30** Engine

10% More Fuel Efficiency

3 YEAR WARRANTY\*

**NEW PARTNER**



HINDUJA GROUP

### 1 Zyaada TECHNOLOGY

ADVANCED Selective Catalytic Reduction (SCR) Technology - Better Reduction of NOx, CO, HC & PM

Greener and Cleaner Technology



## Globally Proven Japanese Engine



ZD30

### 4 Zyaada PAYLOAD AND LOADING SPACE

Bigger load body in length and side deck height – More usable space. Lesser Loading Platform height for easy loading and unloading.


Payload : Upto 4640 kg (CBC)



### 2 Zyaada POWER & Zyaada MILEAGE

Get MORE Mileage with Superior and Proven ZD30 Engine. Highly efficient Bosch 2.2 CRi Common Rail System with Advance Direct Injection

Best in Class Power & Torque  
Power 103 KW (140 hp) | Torque 360 Nm  
10\*% More Mileage



TECHNOLOGY  
INNOVATIVE | INTELLIGENT | INDIAN

# 6 ka DUM

## ZYAADA se ZYAADA PROFIT



### 5 Zyaada COMFORT

- Modern Euro Cabin design which meets International Standards
- Narrow Cabin Width (1.9m) for better maneuverability.
- Front Tilt Cabin for ease of Serviceability

Factory Fitted AC and Power Steering



### 6 Zyaada BHAROSA

- Engine & Transmission warranty of 3 years / 300 000 km which ensures complete Peace of Mind.
- Lower Maintenance cost due to higher change intervals
- Comes with Air Brakes

3 years or 300 000 km\*

### 3 Zyaada DURABLE AGGREGATES

- Advanced Gear Box with Dual Synchro Cones
- Bigger Clutch
- First in Class Cable Shift Gear Mechanism
- First in Class Parabolic Suspension

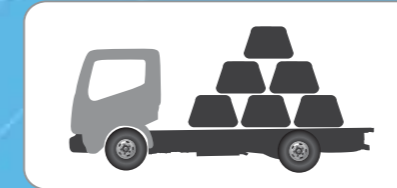
Reliable Performance Always!



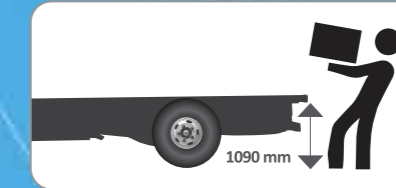
# PARTNER

MORE ON VALUE | LESS ON YOUR POCKET

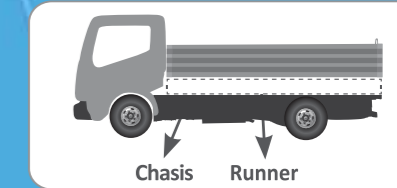
### ZYAADA PAYLOAD & LOADING SPACE



Rated Payload up to 4640 kg\* Options

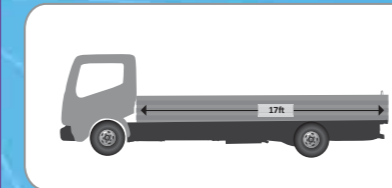


Low Loading Platform Height  
1090 mm



Chasis Runner  
Runner Mounted Load Body

### LOAD BODY LENGTH




5275mm (17 ft)

### LOAD BODY OPTIONS



CAB CHASSIS (CBC)



HIGH SIDE DECK (HSD)

## APPLICATIONS

### Daily Needs



Fruit and Vegetables



Grocery and FMCG



Food Grains



Beverages

### Industrial Needs



Cement



Hardware



Construction Material



Industrial Goods

### Business Needs



Textile



Furniture



LPG



Catering

And Many More